

2015-2016 By the Numbers

Bunker Hill Elementary School



Home of the Bears



Our School

Tabitha Campbell, Principal

At Bunker Hill Elementary, we see the potential in each student who walks through our doors. We then work together as a unified team to ensure that each Bunker Hill Bear reaches their fullest potential. This is done through high-quality instruction provided by our staff of 34 outstanding teachers. Our commitment to our OLWEUS program ensures that Bunker Hill Elementary is a place where all students can learn in a safe and caring environment. We work closely with our parents and community through our exemplary PTA, Title I, WatchDogs, and Education Elevator programs. Our business partner, City National Bank, tirelessly supports us as well. Bunker Hill Elementary is truly a special place!

Vision

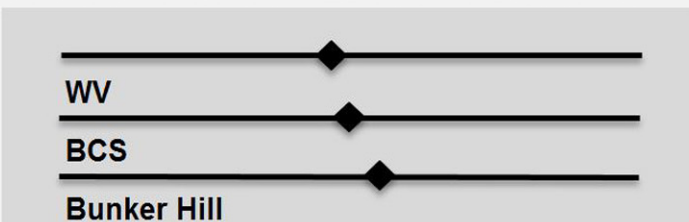
At Bunker Hill Elementary, we strive to create a safe and supportive learning environment that nurtures students academically, socially, and emotionally. We are a school that strives to launch lifelong learners, and we believe that every child can and will learn.

Mission

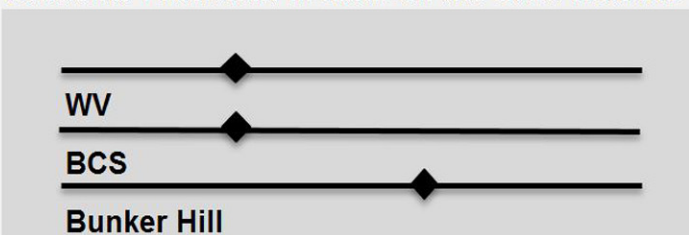
Our mission at Bunker Hill Elementary is to ensure educational excellence for all students by being accountable, demonstrating and teaching integrity, and showing respect at all times.

HOW WE COMPARE

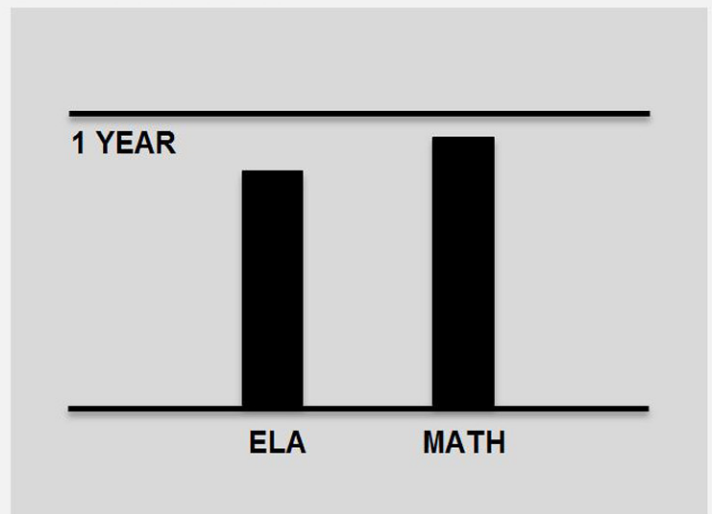
Students Proficient in ELA on the 2016 WVGSA



Students Proficient in Math on the 2016 WVGSA



2015-16 STAR Growth



This data shows student growth as measured by the STAR assessment. Our goal is for students to obtain one year's growth in a school year.



By the Numbers

2015-2016 school year

Bunker Hill Elementary School

		Our School	BCS	WV
Our Students	Number of Students	391	18,877	277,137
	English Language Learners	5	457	2,586
	Percentage of Low Socio-Economic Students	54%	57%	75%
	Special Education Students	78	3,060	43,255
	Attendance Rate	94.14%	93.93%	92.80%
	Number of Students Involved in Extra Curricular Activities	45	8,943	NA
School Performance	2015-2016 WVGSA Performance Composite			
	Reading Percent Proficient	55%	50%	47%
	Math Percent Proficient	62%	30%	30%
	Year's Growth in STAR Reading	0.8	NA	NA
	Year's Growth in STAR Math	0.9	NA	NA
Faculty Characteristics	Number of Classroom Teachers	30	1,532	19,686
	Number of National Board Certified Teachers	2	80	860
	Percentage of teachers with 6 or more years' experience	70%	61.70%	NA
	Percentage of teachers with a Master's Degree or Higher	30.1%	52.80%	NA
	Percentage of teachers scoring accomplished or distinguished on evaluation goals	100%	93%	NA
	Numbers of teachers who have received the BCS ACE Award to date	1	93	NA
School Climate	Percentage of students receiving at least 1 day ISS	0%	0.52%	
	Percentage of students receiving at least 1 day OSS	2.3%	1.2%	
	Percent of teachers who agree with the following statements:*			
	Instructional time is protected at our school	88%	76%	
	Our school is a safe and secure place to work	98%	91%	
	Our school has an atmosphere of trust and mutual respect	93%	77%	
	Our school is a good place to work and learn	98%	90%	
	Minimal time is spent addressing discipline (one hour or less)	73%	66%	
School Leadership	Principal's Administrative years of experience	4	12.1 avg.	
	Percentage of standards accomplished or distinguished on OEPA	88%	81%	73%
	Strategic Plan goals met	100%	76%	
	Percent of teachers who agree with the following statements:*			
	School administrators support teachers' efforts to maintain student discipline	90%	82%	
	The principal supports data-based decision making	98%	90%	
	Staff can count on the school administrators to help with concerns	91%	79%	
	The principal has established a strong academic focus	98%	90%	
	This school has a belief that all children can learn	100%	96%	

*2016 BCS Climate Survey

Excellence is in the AIR

We believe we are **accountable** for the learning and achievement of every student.

We believe in achieving with **integrity**.

We believe that **respect** for self, others, and school creates a safe environment for learning.



If you have questions about this report, please contact your school's principal or visit our website, www.berkeleycountyschools.org/schoolsbythenumbers.